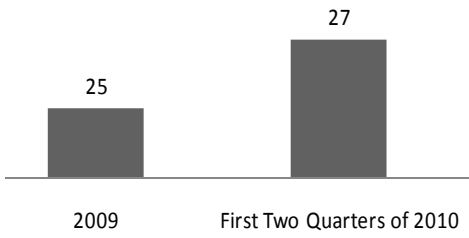
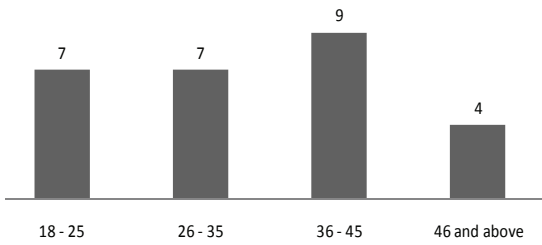


The Enterprising Kitchen FY10 Program Participant Demographics As of June 30, 2010

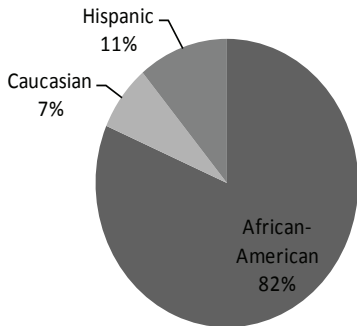
Women Served



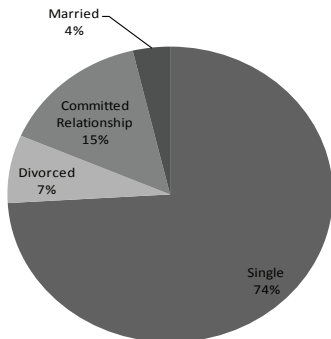
Age Ranges



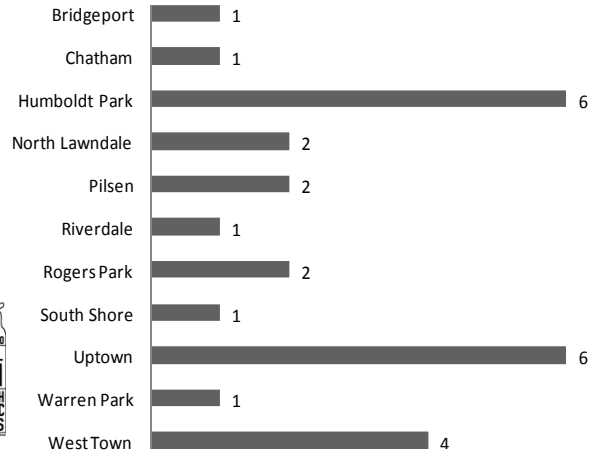
Race



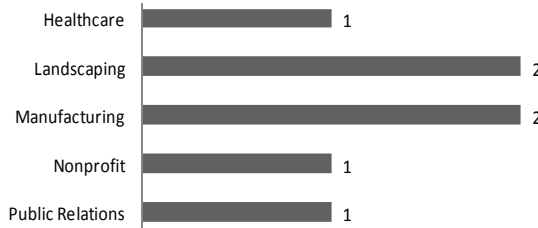
Marital Status



Neighborhoods Served

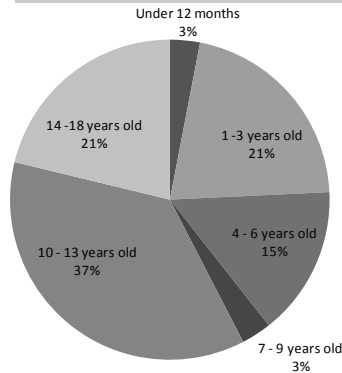


Job Placements & Hiring Industries

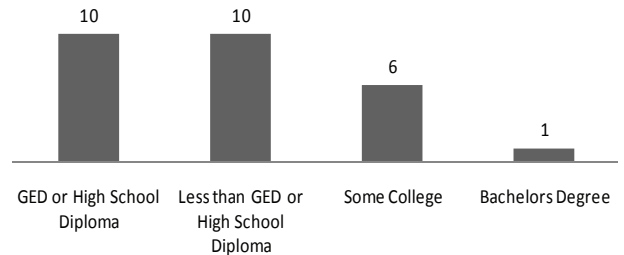


- 7 Job Placements since May, 2010
- \$9.91 Average Hourly Wage
- 90% retain position for at least 30 days.

Dependent Children



Educational Attainment



Facts & Figures

- 15% have experienced domestic violence in the last 10 years.
- Over 40% have a criminal record at the time of enrollment.
- 34% have a history of substance abuse and are currently enrolled in a certified treatment program.



\$226,414
ANNUAL SALES



10,279 Units Sold
TOP SELLING PRODUCT
Cold Process Soap Bars



662 Units Sold
TOP GIFT BASKET
Seascape Renewal Basket